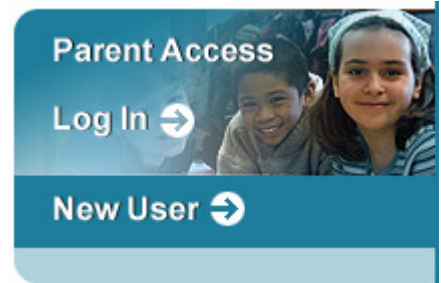


## Accessing Parent Access and the Skyward Gradebook

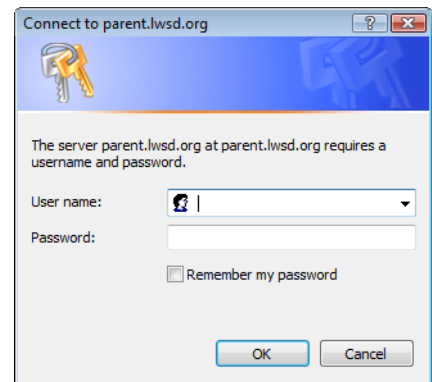
1. To log into Family and Student Access, visit [www.LWSD.org](http://www.LWSD.org) and choose the “For Parents” tab.



2. Click Log In under Parent Access on the right hand side.



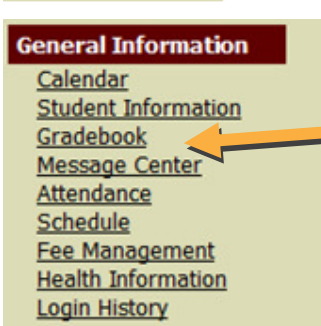
3. Enter the User Name and Password previously provided by your school.



4. Click “Family Access” on the right hand side.



5. Select which of your children to view using the drop down menu at the top of the page.



6. The Family and Student Access screen is divided into three portions. The left side of the screen contains hyperlinks that allow you to access the different Applications. To access an Application, click the name of the Application on the left side of the screen. To view your child’s gradebook, click “Gradebook.”